






Subject	Batch	Chapter/Topic	Duration	Learning tasks/ assignments/ quizzes	Deadline of assignment
English	1	---	4/2-9/2	Oxford Advanced Thematic Anthology 2 – Units 5 and 6	17/2
		---	10/2-16/2	Oxford Advanced Thematic Anthology 2 – Units 8 and 9	17/2
	3	---	17/2-23/2	1. Oxford Advanced Thematic Anthology 2 – Units 13 and 24 2. The reading passages and questions will be uploaded to Microsoft TEAMS. Students should submit the answers through Microsoft Forms. There will be a link for you to click on. 3. You are advised to login to TEAMS every day and keep in touch with your teachers.	23/2
		---	23/2-1/3	1. Write a composition 2. The question will be uploaded to Microsoft TEAMS. Students should submit the composition through Microsoft TEAMS.	1/3
	5	---	2/3-8/3	1. Read OE Unit 6 Text 1 2. Complete the Comprehension Questions (Forms) 3. Do revision on Vocabulary List Unit 5 The reading passages, questions and Vocabulary List will be uploaded to Microsoft TEAMS. Students should submit the answers through Microsoft Forms. There will be a link for you to click on. You are advised to login to TEAMS every day and keep in touch with your teachers.	9/3
		---	9/3-15/3	1. Go through the PowerPoint Presentation on reporting verbs. 2. Complete exercise on the above topic. The exercise will be uploaded to Microsoft TEAMS. Students should submit the answers through Microsoft Forms. There will be a link for you to click on. You are advised to login to TEAMS every day and keep in touch with your teachers.	15/3

Subject	Batch	Chapter/Topic	Duration	Learning tasks/ assignments/ quizzes	Deadline of assignment
English	7	---	16/3-22/3	<ol style="list-style-type: none"> 1. Read OE Unit 7 Text 1 2. Complete the Comprehension Questions (Forms) 3. Do revision on Vocabulary List Unit 6 4. Do Composition Correction 5. The reading passages, questions, Vocabulary List and marked composition will be uploaded to Microsoft TEAMS. Students should submit the answers and composition correction through Microsoft Forms. There will be a link for you to click on. 	22/3
		---	23/3-29/3	<ol style="list-style-type: none"> 1. Go through the PowerPoint Presentation on adjectives to report feeling and opinion. 2. Complete exercise on the above topic. 3. The exercise will be uploaded to Microsoft TEAMS. Students should submit the answers through Microsoft Forms. There will be a link for you to click on. 	29/3
	9	---	30/3-5/4	<ol style="list-style-type: none"> 1. Write a composition. The topic will be uploaded to Microsoft TEAMS. Students should submit the composition through Microsoft Forms. ** You are advised to login to TEAMSs every day and keep in touch with your teachers. 	5/4
	11	---	27/4-3/5	<ol style="list-style-type: none"> 1. Do SIG P.85-86 (Forms) ** The SIG pages will be uploaded to Microsoft TEAMS. Students should submit the answers through Microsoft TEAMS. 	3/5

Subject	Batch	Chapter/Topic	Duration	Learning tasks/ assignments/ quizzes	Deadline of assignment
English	12	---	4/5-10/5	1. Complete vocabulary exercise Unit 7 2. Complete SIG P. 90-91 (Forms) ** The SIG pages and vocabulary exercise will be uploaded to Microsoft TEAMS Students should submit the answers through Microsoft TEAMS.	10/5
		---	11/5-17/5	1. Complete SIG P. 95-96 (Forms) 2. Composition correction (Your teacher will return your work through Teams and please send the corrected version through Teams to your teachers.) ** The SIG page will be uploaded to Microsoft TEAMS. Students should submit the answers through Microsoft TEAMS.	17/5
	14	---	18/5-24/5	1. Complete SIG P.99-100 (Forms) 2. Complete SIG P.103-105 (Forms) 3. Complete SIG P.107-108 (Forms) ** The SIG pages will be uploaded to Microsoft TEAMS. Students should submit the answers through Microsoft TEAMS.	24/5
		---	25/5-31/5	1. Complete SIG P.111-112 (Forms) 2. Complete SIG P.119-120 (Forms) 3. Complete SIG P.123-125 (Forms) ** The SIG pages will be uploaded to Microsoft TEAMS. Students should submit the answers through Microsoft TEAMS.	31/5

Subject	Batch	Chapter/Topic	Duration	Learning tasks/ assignments/ quizzes	Deadline of assignment
Chinese	1	---	4/2-1/3	1. 單元四工作紙全份 2. 單元四後測 (稍後上載) 3. 單元四寫作 (稍後上載) 4. 閱書報告一份 (任何中文書籍 文學作品為主) 5. 剪報一份 (可網上報紙) 6. 原有各班假後功課(親子閱讀報告) 7. 作家分享簡報(作家分享改為個人分享, 各同學只須選定作家, 個人完成報告, 不用分組, 於指定時間完成。)	2/3
	5	---	3/3-1/4	1. 單元六前測 2. 單元六愛蓮說工作紙 3. 單元六寫作練習 4. 單元六後測	1/4
	7	更新	3/3-1/4	1. 單元六前測 2. 單元六愛蓮說工作紙 3. 單元六寫作練習 4. 單元六後測 5. 單元七前測 6. 單元七工作紙 7. 單元七後測 8. 單元七寫作 9. 剪報及長篇閱讀報告各一份	1/4
	10	---	2/4-1/5	1. 單元七工作紙 2. 單元七後測 3. 單元七寫作練習 4. 單元七延伸篇章 5. 閱讀報告一份 6. 剪報一份	1/5
	13	---	1/5-26/5	1. 單元八	---

Subject	Batch	Chapter/Topic	Duration	Learning tasks/ assignments/ quizzes	Deadline of assignment
Mathematics	1	Chapter 4.1, 4.2 Law of Integral Indices	4/2-10/2	1. Watch online video clip https://www.youtube.com/watch?v=g5ZGDNxJwxA 2. Print out the worksheet in Teams, and finish all the exercises with working steps. 3. Take the photos on completed Exercise 1.1 – 1.3 (P. 6-10) QR code of video clip: 	11/2
	2	Chapter 4.4 Law of Integral Indices b	11/2-14/2	1. Print out the worksheet in Teams, and finish all the exercises with working steps. 2. Take and upload the photos of the completed Exercise 4.4.1–4.4.2 (P. 8–9) to Teams	15/2
	3	Chapter 3.1,3.2 Formulas	17/2-21/2	1. Watch online video clip A. https://www.youtube.com/watch?v=tlKN8NNNxdI B. https://www.youtube.com/watch?v=93Y8hCoOAj0 C. https://www.youtube.com/watch?v=c89f9IewdkI D. https://www.youtube.com/watch?v=w3JewxYjiNs A  B  C  D  2. Do all the exercises from the worksheet with working steps on classwork book 3. Upload the photos of completed Exercise 3.1 – 3.2 (Page 7-11) to Teams	22/2

Subject	Batch	Chapter/Topic	Duration	Learning tasks/ assignments/ quizzes	Deadline of assignment
Mathematics	4	Chapter 3.4 – 3.5	24/2-28/2	1. Watch a video about Change of Subject. https://www.youtube.com/watch?v=1WT9MsXs_1g 2. Study the Teaching PowerPoint. 3. Complete the Basic Training Worksheet 3.4 and 3.5 and submit through Microsoft TEAMS by uploading photos before 28/2. 4. Able students can try the Level Boosting Worksheet. **P.S. Login in TEAMS every day to get the latest news from your teachers	28/2
	5	Chapter 3.1 Sequences, Chapter 3.2- 3.5 (Revision)	2/3-6/3	1. Read textbook Chapter 3.1 2. Complete Worksheet 3.1 (P.1-9) on classwork book and upload photos to Teams→S2 Mathematics (2019-2020)→Assignment 3. Revise Chapter 3.1 -3.5 4. Complete Chapter 3 self test in Teams→S2 Mathematics(2019-2020)→Assignment (Deadline: 6/3 23:59) **P.S. Assignments/quizzes will be counted in Marks of Continuous assessment	6/3
	6	Chapter 10.1-10.2	9/3-13/3	1. Watch 3 videos about Pythagoras' Theorem in TEAMS. 2. Study the Teaching PowerPoint. 3. Complete the Basic Training Worksheet and upload photos or pdf to: TEAMS→S2 Mathematics (2019-2020)→Assignment 4. Able students can try the Level Boosting Worksheet. 5. For 2B students (KMC class), attend live lesson (2:00-2:30 p.m.) on 10/3 and 11/3. **P.S. 1. Login to TEAMS every day to get the latest news from your teachers 2. Assignments/quizzes will be counted in Marks of Continuous Assessment	13/3

Subject	Batch	Chapter/Topic	Duration	Learning tasks/ assignments/ quizzes	Deadline of assignment
Mathematics	7	Chapter 10.3-10.4	16/3-20/3	<ol style="list-style-type: none"> 1. Study the Teaching PowerPoint. 2. Complete the Basic Training Worksheet and upload photos or pdf to: TEAMS→S2 Mathematics (2019-2020)→Assignment 3. Able students can try the Level Boosting Worksheet 4. Complete Self test (Chapter 10.1-10.4) 5. Live lesson arrangement: <ol style="list-style-type: none"> (A) For 2B students (KMC class), attend live lesson on 17/3 (Tue) and 18/3 (Wed) at 11:00 – 11:30 a.m. (B) For 2C students, attend live lesson from Mon. to Fri at 2:00 - 3:00 p.m. (C) For 2D students, attend live lesson from Mon to Fri at 10:00-11:00 a.m. **P.S. 7. Login to TEAMS every day to get the latest news from your teachers 8. Assignments/quizzes will be counted in Marks of Continuous Assessment 	20/3
	8	Chapter 10.5-10.6 A	23/3-27/3	<ol style="list-style-type: none"> 1. Study the Teaching PowerPoint. 2. Complete the Basic Training Worksheet and upload photos or pdf to: TEAMS→S2 Mathematics (2019-2020)→Assignment 3. Able students can try the Level Boosting Worksheet 4. Live lesson arrangement: <ol style="list-style-type: none"> For 2B students (KMC class), attend live lesson on 24/3 (Tue) and 25/3 (Wed) at 11:00 – 11:40 am For 2C students, attend live lesson from Mon to Fri at 2:00 -3:00 pm For 2D students, attend live lesson from Mon to Fri at 10:00-11:00 am P.S. 1. Login to TEAMS every day to get the latest news from your teachers 2. Assignments/quizzes will be counted in Marks of Continuous Assessment 	27/3

Subject	Batch	Chapter/Topic	Duration	Learning tasks/ assignments/ quizzes	Deadline of assignment
Mathematics	9	Chapter 10.6 B to 10.6 D	30/3-3/4	<ol style="list-style-type: none"> 1. Study the Teaching PowerPoint. 2. Complete the Basic Training Worksheet and upload photos or pdf to: Teams→S2 Mathematics (2019-2020)→Assignment 3. Able students can try the Level Boosting Worksheet 4. Finish Chapter 10 Quiz in TEAMS (Deadline: 7/4, 23:59) 5. Live lesson arrangement: <ol style="list-style-type: none"> A. For 2B students (KMC class), attend live lesson on 31/3 (Tue) and 1/4 (Wed) at 11:00 – 11:40 a.m. B. For 2C students, attend live lesson from Mon. to Fri at 2:00 - 3:00 p.m. C. For 2D students, attend live lesson from Mon. to Fri at 10:00 – 11:00 a.m. <p>P.S.</p> <ol style="list-style-type: none"> 1. Login to TEAMS every day to get the latest news from your teachers 2. Assignments/quizzes will be counted in Marks of Continuous Assessment 	7/4, 23:59 p.m.
	10	---	6/4-19/4	<ol style="list-style-type: none"> 1. Complete all learning tasks and assignments given during the class suspension period 2. Make good use of the Easter holiday to revise all the topics learnt during the class suspension period 3. Live lesson arrangement for 2C & 2D <ol style="list-style-type: none"> A. For 2C students, attend live lesson on 6/4 (Mon) and 7/4 (Tue) at 2:00 -3:00 p.m. B. For 2D students, attend live lesson on 7/4 (Tue) at 10:00-11:00 a.m. 	---
	11	Chapter 11.1, 11.2, 11.3 & 11.4	20/4-24/4	<ol style="list-style-type: none"> 1. Worksheets 11.1 – 11.4 2. Quiz 11.1 – 11.4 	26/4
	12	Chapter 11.5 & 11.6	27/4-3/5	<ol style="list-style-type: none"> 1. Worksheet 11.5-11.6 2. Quiz 11.5-11.6 	3/5
		Chapter 11.7	4/5-8/5	<ol style="list-style-type: none"> 1. Worksheet 11.7 2. Quiz 11.7 	10/5
	13	Chapter 11.8	11/5-15/5	<ol style="list-style-type: none"> 1. Worksheet 11.8 2. Quiz 11.8 	17/5

Subject	Batch	Chapter/Topic	Duration	Learning tasks/ assignments/ quizzes	Deadline of assignment
Mathematics	14	Chapter 12.1 & 12.2	18/5-22/5	1. Worksheet 12.1 & 12.2 2. Quiz 12.1 & 12.2	24/5
	15	Chapter 12.3	25/5-29/5	1. Worksheet 12.3 Remarks: 1. There will be an <u>additional online lesson</u> for all S2 students on 29/5, 2:30 –3:30 p.m. The lesson will be conducted by subject teacher of each class. 2. S2B Maths lesson (KM Chiu) on 27/5 will be changed from 8:15-8:45 a.m. to 2:30 – 3:00 p.m.	30/5

Subject	Batch	Chapter/Topic	Duration	Learning tasks/ assignments/ quizzes	Deadline of assignment
IS (2A,2C,2D)	1	Textbook 2B Chapter 9.1-9.2	4/2-17/2	1. Watch videos: https://www.hkedcity.net/etv/resource/724107303 (Learning Acids and Alkalis) https://youtu.be/hI1bFjMu63w (Chapter 9.1) https://youtu.be/vB82ltm23RQ (Chapter 9.2) 2. Complete all checkpoints in textbook 2B Chapter 9.1-9.2 3. Complete all questions on Google form: (Questions for 9.1-9.2) https://forms.gle/vNv7qzrxxeFguX3F8	17/2
		Textbook 2B Chapter 9.3	17/2-2/3	1. Watch videos: Chapter 9.3 to be uploaded by 17/2 2. Complete all checkpoints in textbook 2B Chapter 9.3 3. Complete all questions on Google form: (Questions for 9.3) To be uploaded by 17/2 on the same Google form; Finish by 2/3)	2/3
	3	Textbook 2B Chapter 9.3-9.5	17/2-1/3	1. Watch videos: https://www.youtube.com/watch?v=Dw2wMqpGI9o&list=PLk0e4-bl1MeXzdLcaLuZXIIso22C7AR3a&index=3 (Chapter 9.3) https://youtu.be/0rKUO-gxWqk (Chapter 9.4) https://youtu.be/jBhXkZTaOWc (Chapter 9.5) 2. Complete all Checkpoints in textbook 2B Chapter 9.3-9.5 3. Print out the workbook for Chapter 9 and finish all questions in the workbook: https://drive.google.com/open?id=1hCX3o6pn95-UFWdWDegaVh0DtNacyVS ** If printers are not available, use papers to write down all your answers)	2/3

Subject	Batch	Chapter/Topic	Duration	Learning tasks/ assignments/ quizzes	Deadline of assignment
IS (2A,2C,2D)	5	Textbook 2B Chapter 9 + 10.1-10.2	2/3-13/3	3. Watch videos: https://youtu.be/9EYFf8CsmzI (Chapter 10.1) https://youtu.be/vZJyOD4nORM (Chapter 10.2) 4. Finish all questions for Chapter 9 on Google Forms by 3/3: https://forms.gle/vNv7qzrxxeFguX3F8 (Chapter 9.1-9.2) https://forms.gle/JdZEkhWhDNQv7wLT9 (Chapter 9.3-9.5) 5. Print out the workbook for Chapter 9 and finish all questions in the workbook: https://drive.google.com/file/d/1hCX3o6pn95-UFWdWDeg-aVh0DtNAcyVS/view ** If printers are not available, use papers to write down all your answers. 6. Finish all Checkpoints in Textbook 2B Chapter 10.1-10.2	Chapter 9 Google Forms: 3/3 Chapter 9 Workbook: After Class Suspension
	7	Textbook 2B Chapter 10.3-10.4	16/3-3/4	1. Watch teaching videos: https://www.hkedcity.net/etv/resource/1335213626 (Watch 10:00-15:00: Learning about the senses of hearing and smelling) Chapter 10.3 https://youtu.be/_7A1VJ52b68 Chapter 10.4 https://youtu.be/8u0muqgBKJE 2. Finish Google Form questions of Chapter 10.1-10.2 by 27/3 12 noon (Also in Microsoft TEAMS Assignment): https://forms.gle/9qKGBE2xWuLJ2fid6 3. Finish all checkpoints in Textbook 2B Chapter 10.3-10.4 ** Remember: 1. Login to Teams and check the Teams group “Form 2 IS Class Suspension Group” every day to get the latest information about the teaching materials and assignments. 2. Assignments are counted towards the mark of Continuous Assessment.	27/3

Subject	Batch	Chapter/Topic	Duration	Learning tasks/ assignments/ quizzes	Deadline of assignment
IS (2A,2C,2D)	10	Textbook 2B Chapter 9.1-9.5, 10.1-10.4	6/4-19/4	<ol style="list-style-type: none"> 1. Revise different chapters with teaching videos: (Chapter 9.1-9.5, 10.1-10.4) https://www.youtube.com/playlist?list=PLk0e4-bl1MeXzdLcaLuZXIIso22C7AR3a 2. Finish all Checkpoints in Textbook 2B Chapter 9.1-9.5, 10.1-10.4 3. Finish Google Form questions of Chapter 10.3-10.4 by 17/4 at 12 noon (Also in Microsoft TEAMS Assignment): https://forms.gle/R7VotW7gtLC9zdGV8 4. Complete all questions in previous Google Forms by 17/4 at 12 noon if you have not submitted them yet: (Chapter 9.1-9.2) https://forms.gle/nzZcanUs1JQuEQUy6 (Chapter 9.3-9.5) https://forms.gle/VQWpZDvh4H8oADp89 (Chapter 10.1-10.2) https://forms.gle/5ba8WmTsBFim3qjb7 <p>Remember:</p> <ol style="list-style-type: none"> 1. Login to TEAMS and check the TEAMS group “Form 2 IS Class Suspension Group” every day to get the latest information about the teaching materials and assignments. 2. Assignments are counted towards the mark of Continuous Assessment. 	17/4 (12:00 noon)

Subject	Batch	Chapter/Topic	Duration	Learning tasks/ assignments/ quizzes	Deadline of assignment
IS (2A,2C,2D)	11	Textbook 2B Chapter 10.5-10.6	20/4-25/4	<ol style="list-style-type: none"> 1. Revise different chapters with teaching videos: (Chapter 9.1-9.5, 10.1-10.4) https://www.youtube.com/playlist?list=PLk0e4-bl1MeXzdLcaLuZXIIso22C7AR3a 2. Print out the workbook for Chapter 10 (Download the file from Microsoft Teams or via link: https://drive.google.com/open?id=1Xf2fSDow8wn953HOTMBMB-isFdBTQetB) 3. Join the live lesson on 21/4 and 23/4 9:00 – 9:40 on Microsoft TEAMS Group “Form 2 IS Class Suspension Group” (Link to 21/4 lesson: shorturl.at/nprAK) (Link to 23/4:lesson: shorturl.at/giSZ9) <p>** Remember:</p> <ol style="list-style-type: none"> 1. Login to TEAMS and check the TEAMS group “Form 2 IS Class Suspension Group” every day to get the latest information about the teaching materials and assignments. 2. Assignments are counted towards the mark of Continuous Assessment. 3. Complete Google Form Questions given in a lesson within that lesson 	25/4

Subject	Batch	Chapter/Topic	Duration	Learning tasks/ assignments/ quizzes	Deadline of assignment
IS (2A,2C,2D)	12	Textbook 2B Chapter 10.5-10.6	27/4-8/5	<ol style="list-style-type: none"> 1. Revise different chapters with teaching videos: (Chapter 9.1-9.5, 10.1-10.4) https://www.youtube.com/playlist?list=PLk0e4-bl1MeXzdLcaLuZXIIso22C7AR3a **Watch the online lesson videos for revision of Chapter 9 on Microsoft TEAMS 2. Complete Chapter 9 Workbook. Submit photos of Chapter 9 Workbook P.10-18 on Microsoft TEAMS Assignment section by 8/5, 12 noon. 3. Finish Google Form questions for Chapter 10.5-10.6 by 8/5, 12 noon: https://forms.gle/u3fVPPvKiqJxAt9q9 4. Print out the workbook for Chapter 10 (Download the file from Microsoft Teams or via link: shorturl.at/fELZ7) 5. Join the live lesson on 28/4, 5/5 and 7/5 9:00 – 9:40 on Microsoft TEAMS Group 6. Complete Google Form Questions given in a lesson within that lesson (if any) <p>** Remember:</p> <ol style="list-style-type: none"> 1. Login to TEAMS and check the TEAMS group “Form 2 IS Class Suspension Group” every day to get the latest information about the teaching materials and assignments. 2. Assignments are counted towards the mark of Continuous Assessment. 	8/5, 12 noon.

Subject	Batch	Chapter/Topic	Duration	Learning tasks/ assignments/ quizzes	Deadline of assignment
IS (2A,2C,2D)	13	Textbook 2B Chapter 11.1	11/5-16/5	<ol style="list-style-type: none"> 1. Revise different chapters with teaching videos: (Chapter 9.1-9.5, 10.1-10.4) https://www.youtube.com/playlist?list=PLk0e4-bl1MeXzdLcaLuZXIIso22C7AR3a ** Watch the online lesson videos for revision of Chapter 9 on Microsoft TEAMS 2. Finish Microsoft Form questions for Chapter 11.1 by 16/5, 12 noon: shorturl.at/lqEGI 3. Print out the workbook for Chapter 10 (Download the file from Microsoft Teams or via link: shorturl.at/pyOTZ) 4. Submit Chapter 10 workbook P.13-20 by 16/5, 12 noon **Submit photos on Microsoft Teams Assignment section 5. Join the live lesson on 12/5 and 14/5 9:00 a.m.– 9:40 a.m. on Microsoft TEAMS Group 6. Complete Microsoft Form Questions given in a lesson within that lesson (if any) <p>** Remember:</p> <ol style="list-style-type: none"> 1. Login to TEAMS and check the TEAMS group “Form 2 IS Class Suspension Group” every day to get the latest information about the teaching materials and assignments. 2. Assignments are counted towards the mark of Continuous Assessment. 	16/5

Subject	Batch	Chapter/Topic	Duration	Learning tasks/ assignments/ quizzes	Deadline of assignment
IS (2A,2C,2D)	14	Textbook 2B Chapter 11.2	18/5-23/5	<ol style="list-style-type: none"> Revise different chapters with teaching videos: Chapter 9.1-9.5, 10.1-10.4 https://www.youtube.com/playlist?list=PLk0e4-bl1MeXzdLcaLuZXIIso22C7AR3a **Watch the online lesson videos for revision of Chapter 9 on Microsoft TEAMS Finish Microsoft Form questions for Chapter 11.2 by 23/5, 12 noon: (The link will be uploaded on TEAMS later) Join the live lesson on 19/5 and 21/5 9:00 – 9:40 on Microsoft TEAMS Group Complete Microsoft Form Questions given in a lesson within that lesson (if any) <p>** Remember:</p> <ol style="list-style-type: none"> Login to TEAMS and check the TEAMS group “Form 2 IS Class Suspension Group” every day to get the latest information about the teaching materials and assignments. Assignments are counted towards the mark of Continuous Assessment. 	23/5, 12 noon
	15	Textbook 2B Chapter 11.1-11.3	27/5-30/5	<ol style="list-style-type: none"> Revise different chapters with teaching videos: Chapter 9.1-9.5, 10.1-10.4 https://www.youtube.com/playlist?list=PLk0e4-bl1MeXzdLcaLuZXIIso22C7AR3a Finish Microsoft Form questions by 30/5, 12 noon (Link will be given later on TEAMS) Join the live lesson on Microsoft TEAMS Group according to the timetable <p>** Remember:</p> <ol style="list-style-type: none"> Login to Teams and check the TEAMS group “Form 2 IS Class Suspension Group” every day to get the latest information about the teaching materials and assignments. Assignments are counted towards the mark of Continuous Assessment. 	30/5, 12 noon

Subject	Batch	Chapter/Topic	Duration	Learning tasks/ assignments/ quizzes	Deadline of assignment
IS (2B)	1	Chapter 9.1, 9.2	4/2-17/2	1. Watch learning video 9.1-9.2: https://www.hkedcity.net/etv/resource/724107303 Complete online assignments: https://forms.gle/3q5MA3JhLUS1CFCq9 2. Complete checkpoint in text book: 9.1 (P.13) 9.2A (P.20) 9.2B (P.29) 9.2C (P.35)	17/2
		Chapter 9.3	17/2-2/3	1. Watch learning video 9.3: https://www.youtube.com/watch?v=Dw2wMqpGI9o&t=35s 2. Complete online assignments: https://forms.gle/3q5MA3JhLUS1CFCq9 3. Complete checkpoint in text book: 9.3 (P.54-55)	2/3
	3	Textbook 2B Chapter 9.3-9.5	17/2-1/3	1. Watch videos: https://www.youtube.com/watch?v=Dw2wMqpGI9o&list=PLk0e4-bl1MeXzdLcaLuZXIISo22C7AR3a&index=3 (Chapter 9.3) https://youtu.be/0rKUO-gxWqk (Chapter 9.4) https://youtu.be/jBhXkZTaOWc (Chapter 9.5) 2. Complete all Checkpoints in textbook 2B Chapter 9.3-9.5 3. Print out the workbook for Chapter 9 and finish all questions in the workbook: https://drive.google.com/open?id=1hCX3o6pn95-UFWdWDeg-aVh0DtNAcyVS ** If printers are not available, use papers to write down all your answers)	2/3


Subject	Batch	Chapter/Topic	Duration	Learning tasks/ assignments/ quizzes	Deadline of assignment
IS (2B)	5	Textbook 2B Chapter 9 + 10.1-10.2	2/3-13/3	1. Watch videos: https://youtu.be/9EYFf8CsmzI (Chapter 10.1) https://youtu.be/vZJyOD4nORM (Chapter 10.2) 2. Finish all questions for Chapter 9 on Google Forms by 3/3: https://forms.gle/vNv7qzrxxeFguX3F8 (Chapter 9.1-9.2) https://forms.gle/JdZEkhWhDNQv7wLT9 (Chapter 9.3-9.5) 3. Print out the workbook for Chapter 9 and finish all questions in the workbook: https://drive.google.com/file/d/1hCX3o6pn95-UFWdWDeg-aVh0DtNAcyVS/view ** If printers are not available, use papers to write down all your answers. 4. Finish all Checkpoints in Textbook 2B Chapter 10.1-10.2	Chapter 9 Google Forms: 3/3 Chapter 9 Workbook: After Class Suspension
	7	Textbook 2B Chapter 10.3-10.4	16/3-3/4	1. Watch teaching videos: https://www.hkedcity.net/etv/resource/1335213626 (Watch 10:00-15:00: Learning about the senses of hearing and smelling) Chapter 10.3 https://youtu.be/_7A1VJ52b68 Chapter 10.4 https://youtu.be/8u0muqgBKJE 2. Finish Google Form questions of Chapter 10.1-10.2 by 27/3 12 noon (Also in Microsoft TEAMS Assignment): https://forms.gle/9qKGBE2xWuLJ2fid6 3. Finish all checkpoints in Textbook 2B Chapter 10.3-10.4 ** Remember: 1. Login to Teams and check the Teams group “Form 2 IS Class Suspension Group” every day to get the latest information about the teaching materials and assignments. 2. Assignments are counted towards the mark of Continuous Assessment.	27/3

Subject	Batch	Chapter/Topic	Duration	Learning tasks/ assignments/ quizzes	Deadline of assignment
IS (2B)	10	Textbook 2B Chapter 9.1-9.5, 10.1-10.4	6/4-19/4	<ol style="list-style-type: none"> 1. Revise different chapters with teaching videos: (Chapter 9.1-9.5, 10.1-10.4) https://www.youtube.com/playlist?list=PLk0e4-bl1MeXzdLcaLuZXIIso22C7AR3a 2. Finish all Checkpoints in Textbook 2B Chapter 9.1-9.5, 10.1-10.4 3. Finish Google Form questions of Chapter 10.3-10.4 by 17/4 at 12 noon (Also in Microsoft TEAMS Assignment): https://forms.gle/R7VotW7gtLC9zdGV8 4. Complete all questions in previous Google Forms by 17/4 at 12 noon if you have not submitted them yet: (Chapter 9.1-9.2) https://forms.gle/nzZcanUs1JQuEQUy6 (Chapter 9.3-9.5) https://forms.gle/VQWpZDvh4H8oADp89 (Chapter 10.1-10.2) https://forms.gle/5ba8WmTsBFim3qjb7 <p>Remember:</p> <ol style="list-style-type: none"> 1. Login to TEAMS and check the TEAMS group “Form 2 IS Class Suspension Group” every day to get the latest information about the teaching materials and assignments. 2. Assignments are counted towards the mark of Continuous Assessment. 	17/4 (12:00 noon)

Subject	Batch	Chapter/Topic	Duration	Learning tasks/ assignments/ quizzes	Deadline of assignment
IS (2B)	12	Textbook 2B Chapter 10.5-10.6	27/4-8/5	<ol style="list-style-type: none"> 1. Revise different chapters with teaching videos: (Chapter 9.1-9.5, 10.1-10.4) https://www.youtube.com/playlist?list=PLk0e4-bl1MeXzdLcaLuZXIIso22C7AR3a **Watch the online lesson videos for revision of Chapter 9 on Microsoft TEAMS 2. Complete Chapter 9 Workbook. Submit photos of Chapter 9 Workbook P.10-18 on Microsoft TEAMS Assignment section by 8/5, 12 noon. 3. Finish Google Form questions for Chapter 10.5-10.6 by 8/5, 12 noon: https://forms.gle/u3fVPPvKiqJxAt9q9 4. Print out the workbook for Chapter 10 (Download the file from Microsoft Teams or via link: shorturl.at/fELZ7) 5. Join the live lesson on 28/4, 5/5 and 7/5 9:00 – 9:40 on Microsoft TEAMS Group 6. Complete Google Form Questions given in a lesson within that lesson (if any) <p>** Remember:</p> <ol style="list-style-type: none"> 1. Login to TEAMS and check the TEAMS group “Form 2 IS Class Suspension Group” every day to get the latest information about the teaching materials and assignments. 2. Assignments are counted towards the mark of Continuous Assessment. 	8/5, 12 noon.

Subject	Batch	Chapter/Topic	Duration	Learning tasks/ assignments/ quizzes	Deadline of assignment
IS (2B)	13	Textbook 2B Chapter 11.1	11/5-16/5	<ol style="list-style-type: none"> 1. Revise different chapters with teaching videos: (Chapter 9.1-9.5, 10.1-10.4) https://www.youtube.com/playlist?list=PLk0e4-bl1MeXzdLcaLuZXIIso22C7AR3a ** Watch the online lesson videos for revision of Chapter 9 on Microsoft TEAMS 2. Finish Microsoft Form questions for Chapter 11.1 by 16/5, 12 noon: shorturl.at/lqEGI 3. Print out the workbook for Chapter 10 (Download the file from Microsoft Teams or via link: shorturl.at/pyOTZ) 4. Submit Chapter 10 workbook P.13-20 by 16/5, 12 noon **Submit photos on Microsoft Teams Assignment section 5. Join the live lesson on 12/5 and 14/5 9:00 a.m.– 9:40 a.m. on Microsoft TEAMS Group 6. Complete Microsoft Form Questions given in a lesson within that lesson (if any) <p>** Remember:</p> <ol style="list-style-type: none"> 1. Login to TEAMS and check the TEAMS group “Form 2 IS Class Suspension Group” every day to get the latest information about the teaching materials and assignments. 2. Assignments are counted towards the mark of Continuous Assessment. 	16/5

Subject	Batch	Chapter/Topic	Duration	Learning tasks/ assignments/ quizzes	Deadline of assignment
IS (2B)	14	Textbook 2B Chapter 11.2	18/5-23/5	<ol style="list-style-type: none"> Revise different chapters with teaching videos: Chapter 9.1-9.5, 10.1-10.4 https://www.youtube.com/playlist?list=PLk0e4-bl1MeXzdLcaLuZXIIso22C7AR3a **Watch the online lesson videos for revision of Chapter 9 on Microsoft TEAMS Finish Microsoft Form questions for Chapter 11.2 by 23/5, 12 noon: (The link will be uploaded on TEAMS later) Join the live lesson on 19/5 and 21/5 9:00 – 9:40 on Microsoft TEAMS Group Complete Microsoft Form Questions given in a lesson within that lesson (if any) <p>** Remember:</p> <ol style="list-style-type: none"> Login to TEAMS and check the TEAMS group “Form 2 IS Class Suspension Group” every day to get the latest information about the teaching materials and assignments. Assignments are counted towards the mark of Continuous Assessment. 	23/5, 12 noon
	15	Textbook 2B Chapter 11.1-11.3	27/5-30/5	<ol style="list-style-type: none"> Revise different chapters with teaching videos: Chapter 9.1-9.5, 10.1-10.4 https://www.youtube.com/playlist?list=PLk0e4-bl1MeXzdLcaLuZXIIso22C7AR3a Finish Microsoft Form questions by 30/5, 12 noon (Link will be given later on TEAMS) Join the live lesson on Microsoft TEAMS Group according to the timetable <p>** Remember:</p> <ol style="list-style-type: none"> Login to Teams and check the TEAMS group “Form 2 IS Class Suspension Group” every day to get the latest information about the teaching materials and assignments. Assignments are counted towards the mark of Continuous Assessment. 	30/5, 12 noon

Subject	Batch	Chapter/Topic	Duration	Learning tasks/ assignments/ quizzes	Deadline of assignment
IH	1	International Financial Centre	4/2-14/2	1. Read textbook Unit 1 & 2 2. Complete the worksheet	14/2
	3	International Financial Centre	17/2-28/2	1. Self-learning: Read textbook Units 1 & 2 2. Check Chinese meaning – Vocab list Units 1 & 2 3. Complete WS (1) & (2) ** Do the vocab list and WS in the Word Files and submit the Word Files by TEAMS.	28/2
	5	International Financial Centre	2/3-13/3	1. Self-learning: Read textbook Units 3 & 4 2. Check Chinese meaning – Vocab list Units 3 & 4 3. Complete WS (3) & (4) **Do the vocab list and WS in the Word Files and submit the Word Files by TEAMS.	13/3 (By TEAMS)
	7	International Conflicts & Cooperation	16/3-27/3	1. Self-learning: Read International Conflicts & Cooperation TB P.1-19 2. Check Chinese meaning – Vocab list P.1-19 3. Complete WS (1) & (2) **Do the vocab list and WS in the Word Files and submit the Word Files by TEAMS.	27/3/2020 (By TEAMS)
	9	International Conflicts & Cooperation	30/3-10/4	1. Self-learning – Read International Conflicts & Cooperation TB P.77-83 2. Check Chinese meaning – Vocab list P.77-83 3. Complete WS (3) 4. Scan QR code: watch 911 Incident video (Deadline: 10/4 by TEAMS)  ** Do the vocab list and WS in the Word Files and submit the Word Files by TEAMS.	10/4 (by TEAMS)
	12	International Conflicts & Cooperation	27/4-3/5	1. Read International Conflicts & Cooperation TB P.77-83 2. Complete WS (4) (by FORMS) ** Subject teachers will post the assignments during the IH Online Lesson.	3/5

Subject	Batch	Chapter/Topic	Duration	Learning tasks/ assignments/ quizzes	Deadline of assignment
IH	13	International Conflicts & Cooperation	11/5-17/5	1. Read International Conflicts & Cooperation TB Topic 2 P.20-28 2. Check Chinese meaning – Vocab list Topic 2 Causes of WW1 (by FORMS) 3. Complete WS (5) (by FORMS) ** Subject teachers will post the assignments during the IH Online Lesson.	17/5 (SUN 23:59)
	15	International Conflicts & Cooperation	25/5-31/5	1. Read International Conflicts & Cooperation TB Topic 2 P.29-31 2. Check Chinese meaning – Vocab list Topic 2 Course of WW1 (by FORMS) 3. Complete WS (6) (by FORMS) ** Subject teachers will post the assignments during the IH Online Lesson.	31/5 (SUN) 23:59

Subject	Batch	Chapter/Topic	Duration	Learning tasks/ assignments/ quizzes	Deadline of assignment
Chinese History	1	---	4/2-16/2	1. 閱讀書本、簡報及全章複習筆記：(見附件) 北宋第一至三節 2. 完成北宋第一至三節作業 P.30-41 (見附件) 3. 完成「課業工作紙五」(見附件)	2/3
		---	17/2-1/3	1. 閱讀書本、簡報及全章複習筆記：(見附件) 南宋第一至第二節 2. 完成南宋第一至二節作業 P.42-47 (見附件) 3. 完成「課業工作紙六」(見附件)	2/3
	5	---	2/3-22/3	1. 閱讀書本、簡報及全章複習筆記：(見附件) 元朝第一至二節 2. 完成元朝第一至二節作業 P.48-53(見附件) 3. 完成「課業工作紙七」(見附件)	復課當天繳交
	8	---	23/3-19/4	1. 閱讀書本、簡報及全章複習筆記：(見附件) 明朝第一至第四節 2. 完成明朝第一至四節作業 P.54-66 (見附件) 3. 完成「課業工作紙八」(見附件) 4. 完成個人匯報	第 2-3 項 於復課當天繳交 第 4 項 於 19/4 或之前繳交
	11	---	20/4-3/5	1. 溫習：(一) 宋，南宋 (二) 元朝 (三) 明朝 2. 個人匯報 (明朝) 3. 網上上課時會進行測驗 (根據各班進度)	3/5
	13	---	11/5-24/5	1. 完成北宋及南宋資料題	---

Subject	Batch	Chapter/Topic	Duration	Learning tasks/ assignments/ quizzes	Deadline of assignment
Computer Literacy	1	Basic concepts of Bits and Bytes	4/2-17/2	1. Watch Online Video Clips A. The Digital Computer (Bits and Bytes, Episode 1) (up to 1:35 only) https://youtu.be/AdF2uk-EscE B. Why Do Computers Use 1s and 0s? Binary and Transistors Explained. https://youtu.be/Xpk67YzOn5w 2. Finish Textbook P.16 Q1, P.18 Q4a, 4b	Check in CL Lessons
		Converting Between Bits and Bytes	4/2-17/2	1. Watch Online Video Clips A. Converting Between Bits and Bytes - "Ladder" Analogy https://youtu.be/EPtIULeSkbc Remark: Kilobits (kb) and Megabits (Mb) are out of syllabus. B. Converting Between Bits and Bytes - Practice Problems https://youtu.be/uPerQjuvloM 2. Finish Textbook P.17 Class Ex 2	Check in CL Lessons
		Understanding ASCII and Unicode	4/2-17/2	1. Watch Online Video Clips A. What is ASCII? https://youtu.be/zB85kTs-sEw B. Understanding ASCII and Unicode (GCSE) https://youtu.be/5aJKKgSEUnY 2. Complete the Self Test https://forms.office.com/Pages/ResponsePage.aspx?id=hpgCiGjf5kmtPBzNHinAgZNYlGEALrFEpgednov5EI9UQ1czT1JNMVkyRjZXWFJVWlhXSVBOTUxSWi4u P.S. Please use the following information: account: s201xxxxxx@csklsc.edu.hk ← your student ID Password: your 6-digit eclass password	16/2 23:59 (For Self Test)

Subject	Batch	Chapter/Topic	Duration	Learning tasks/ assignments/ quizzes	Deadline of assignment
Computer Literacy	3	Hyperlink and List in HTML	17/2-21/2	1. Watch Learning Video Clips uploaded in TEAMS. A. Reminders of online materials and assessments B. Hyperlink in HTML C. List in HTML 2. Complete the Self-Test 2 in TEAMS (Deadline: 23/2; 23:59)	23/2
	4	Hyperlink and List in HTML	24/2-28/2	1. Download the PDF file “HTML Ex 6” and complete ex06.html 2. Complete Revision Exercise 5 and 6 in WB.	Check the work in CL lesson
	5	Bits and Bytes (Theory - Chapter 4)	2/3-6/3	1. Download the PDF file “ch4 lesson worksheet” in TEAMS 2. Watch the learning videos uploaded in TEAMS Channel Name: Ch4 Bits and Bytes 3. Complete workbook P.18-19, PDF file can be download in TEAMS	Check the work in CL lesson
	6	Table in HTML	9/3-13/3	1. Download the PDF file “HTML lesson worksheet 3” in TEAMS 2. Watch the learning videos uploaded in TEAMS Channel Name: HTML 3. Complete Self-Test 3 in TEAMS Deadline of Self-Test 3: 13/3 23:59 (Friday) 4. Complete ex07.html (Hand in your work after class suspension)	13/3
	7	Table in HTML	16/3-20/3	1. Download the PDF file “HTML lesson worksheet 4” in TEAMS 2. Watch the learning videos uploaded in TEAMS Channel Name: HTML 3. Complete ex08_1.html and ex08_2.html Hand in your work after class suspension	Check the work in CL lesson
	8	Revision Week (HTML)	23/3-27/3	1. Complete HTML e-Assignment 1 in TEAMS 2. Complete HTML e-Assignment 2 in TEAMS Note: You should download the PDF files for reference in “Files”	27/3 (23:59)
	9	Revision Week (Table in HTML)	30/3-3/4	1. Complete HTML e-Assignment 3 in TEAMS Note: You should download the PDF files for reference in “Files”	3/4, 23:59 p.m.
	13	HTML and Theory Chapter 4	8/5-14/5	1. Complete HTML e-Assignment 4 in TEAMS 2. Complete Self-Test 4 in TEAMS Note: You should download the PDF files for reference in “Files”	14/5 23:59 (Thur)
	14	Theory Chapter 6	15/5-21/5	1. Complete Self-Test 5 in TEAMS [Deadline 21/5 23:59 (Thurs)] 2. Complete Workbook P.29 [Check after class suspension]	21/5
	15	Chapter 6 – Area of Computer Applications	22/5-27/5	1. Complete Workbook P.20, 28-30 [Check after class suspension]	---

Subject	Batch	Chapter/Topic	Duration	Learning tasks/ assignments/ quizzes	Deadline of assignment
Putonghua	1	---	4/2-1/3	1. 溫習第三課：《去哪兒旅遊》重點詞語拼音，復課後背默。 2. 在普通話筆記本用約 150 字準備一篇講稿說說自己曾經去過的地方的旅遊見聞。	2/3
	2	漢語拼音學習課業	4/2-1/3	1. http://www.hkep.com/Services/sdr_2020/zh/index.html 練習一至練習四 同學可直接入網址，不用填寫資料，第一次按入，會要求填資料，只要退出，再按一次進入，就可直接進入初中普通話自學練習。	2/3
	5	---	2/3-20/4	1. 請你看完以下的普通話故事，從中選出你最喜歡的 3-5 個故事。 2. 用學校作文紙寫下故事的內容和對你的啟發，不少於 250 字，完成後必須上載 PDF 或照片繳交。 3. 「故事學習」稿件在復課後交回，普通話老師會安排課堂時間讓你們進行這份稿件的口語考試。 4. 每天自學漢語拼音學習課業 http://www.hkep.com/Services/sdr_2020/zh/index.html 方法：同學可直接入網址，不用填寫資料，第一次按入，會要求填資料，只要退出，再按一次進入，就可直接進入初中普通話自學練習。 5. 寓言故事 https://www.hkedcity.net/etv/resource/1020703125 A. 鷸蚌相爭 (普通話) (00:57) B. 千金求馬 (普通話) (02:05) C. 妄心 (普通話) (03:36) D. 擠牛奶的姑娘 (普通話) (01:13) E. 塞翁失馬 (普通話) (02:11) F. 東施效顰 (普通話) (01:35) G. 五十步笑百步 (普通話) (00:58) H. 夫婦食餅喻 (普通話) (02:12) I. 殺豬教子 (普通話) (01:37) J. 穿井得一人 (普通話) (01:37) K. 東食西宿 (普通話) (01:56)	復課後

Subject	Batch	Chapter/Topic	Duration	Learning tasks/ assignments/ quizzes	Deadline of assignment
Putonghua	12	---	27/4-30/4	<ol style="list-style-type: none">1. 利用手機普通話正讀 APP 自學及接收老師派出以下及以後的功課。2. 按放在 TEAMS 功課欄上的步驟，先在電腦上的指定網站登記做會員並分別啓動級編號及班編號。3. 在手機，蘋果或安卓，按放在 TEAMS 功課欄上的不同的方法去下載普通話正讀 APP。4. 按老師指示在手機朗讀第 5 課，去哪兒旅遊的篇章：桂林山水節錄及第 6 課，民間風俗大不同的篇章：陸游詩及驚蟄散文。5. 試聽手機示範、自學練習、之後自己朗讀，滿意得分後，便提交錄音給老師。6. 自學漢語拼音學習課業 http://www.hkep.com/Services/sdr_2020/zh/index.html	30/4

Subject	Batch	Chapter/Topic	Duration	Learning tasks/ assignments/ quizzes	Deadline of assignment
Music	1	50 th Anniversary Thanksgiving Mass Hymn Practice	4/2-1/3	Practice the hymn by listening the mp3 files. (The hymn booklet and mp3 will be uploaded to TEAMS.)	---
	5	1. Melodic Progression 2. Compositional Devices 3. Musical Forms	2/3-20/3	1. Watch the video and play the computer games ** All the materials are uploaded to TEAMS.	16/3
	6	Music Melody and Form	9/3-16/3	1. Quiz (Also uploaded in TEAMS) https://forms.office.com/Pages/ResponsePage.aspx?id=hpgCiGjf5kmtPBzNHinAgQRQZmUg8b1EgOO5E4t0ViVUQTISQktUMEY1Q0M0MkhGTUtYWjYwNzdLUC4u	16/3
	8	Major Music	23/3-27/3	1. Watch Video https://youtu.be/dNWu4Xrkc8o 2. Complete a quiz https://forms.office.com/Pages/ResponsePage.aspx?id=hpgCiGjf5kmtPBzNHinAgQRQZmUg8b1EgOO5E4t0ViVUNUpLQ1FUOTJSS0tWTK9GSVhOSTIBNIZVSY4u	30/3 (23:59 pm)
	9	Major Music: Major Key Signature	30/3-3/4	1. Watch Videos: https://youtu.be/ow3L4aX_VpM 2. Complete a quiz https://forms.office.com/Pages/ResponsePage.aspx?id=hpgCiGjf5kmtPBzNHinAgQRQZmUg8b1EgOO5E4t0ViVUQzAzWUc2U0FPVkJFRIBJNUc3NVpGM0hFNy4u	3/4, 23:59 p.m.

Subject	Batch	Chapter/Topic	Duration	Learning tasks/ assignments/ quizzes	Deadline of assignment
PE	5	---	2/3-20/4	Please refer to our CSK PE website http://www.csklsc.edu.hk/pe	---
RS	1	Chapter 7 David (Read the bible and the textbook)	4/2-14/2	David @Google Classroom	13/2-14/2
		Chapter 8 Solomon (Read the bible and the textbook)	17/2-28/2	Solomon @Google Classroom	27/2-28/2
	5	Chapter 8 Solomon (Read the bible and the textbook)	2/3-13/3	Solomon @Google Classroom	15/3
		Chapter 9 Elijah (Read the bible and the textbook)	16/3-27/3	Elijah @Google Classroom	29/3
	9	Chapter 10 Daniel (Read the bible and the textbook)	30/3-12/4	1. Daniel @Google Classroom	12/4
		Chapter 11 Esther (Read the bible and the textbook)	13/4-26/4	1. Esther @Google Classroom	26/4
	12	Chapter 7 David	23/4-7/5	1. Daniel @Google Classroom	30/4
	14	St John Baptist De La Salle	18/5-21/5	1. La Salle @google Form	21/5